
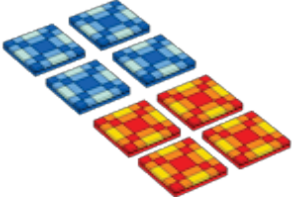



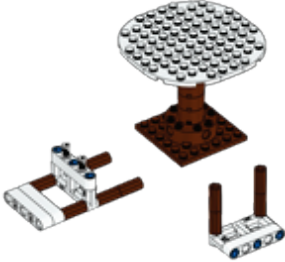
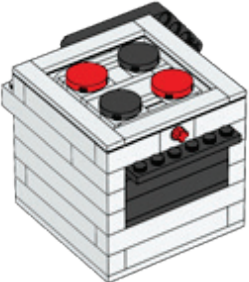
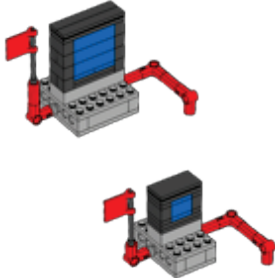







Use this sheet to track the assembly process. The elements are in order of complexity..

 <p>[10] Bowling (2 pages)</p>	 <p>[12] Quilting Web (3 pages)</p>	 <p>[08] Similarity (8 pages)</p>	 <p>[11] Gardening (10 pages)</p>	 <p>[06] Medicine (11 pages)</p>	 <p>[09] Woodworking (12 pages)</p>
 <p>[14] Stove (12 pages)</p>	 <p>[07] Seeing Hearing (15 pages)</p>	 <p>[02] Shopping (16 pages)</p>	 <p>[13] Pets For Help (19 pages)</p>	 <p>[04] Ball Game (23 pages)</p>	 <p>[03] Strength Exercise (31 pages)</p>
 <p>[05] Cardio Exercise (32 pages)</p>	 <p>[01] Transitions (47 pages)</p>	<p>Notes:</p>			

In order of complexity (based on page count of instructions)
We suggest your break your team up into groups of 2-3 and assign the elements from top to the bottom.