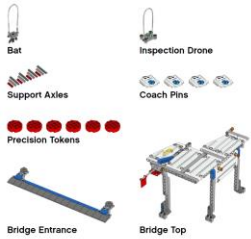







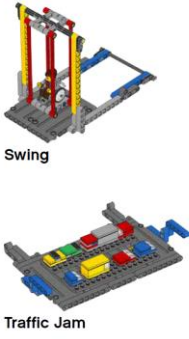
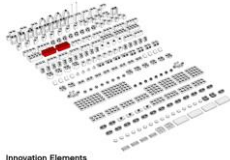


Use this sheet to track the assembly process.

It is CRITICAL that models are built precisely. Use this sheet to track assembly process and review.

| | | | | |
|--|---|--|--|--|
|  <p><input type="checkbox"/> Bag 1 <input type="checkbox"/> Bat <input type="checkbox"/> Support Axles <input type="checkbox"/> Precision Tokens <input type="checkbox"/> Bridge Entrance <input type="checkbox"/> Inspection Drone <input type="checkbox"/> Coach Pins <input type="checkbox"/> Bridge Top</p> |  <p><input type="checkbox"/> Bag 2 <input type="checkbox"/> Bridge Ramp</p> |  <p><input type="checkbox"/> Bag 3 <input type="checkbox"/> Steel Structure <input type="checkbox"/> Tree</p> |  <p><input type="checkbox"/> Bag 4 <input type="checkbox"/> Crane</p> |  <p><input type="checkbox"/> Bag 5 <input type="checkbox"/> Red Building Blocks</p> |
|  <p><input type="checkbox"/> Bag 6 <input type="checkbox"/> Tan Building Units</p> |  <p><input type="checkbox"/> Bag 7 <input type="checkbox"/> White Building Units <input type="checkbox"/> Blue Building Units <input type="checkbox"/> Building Upgrades Green <input type="checkbox"/> Building Upgrades Blue <input type="checkbox"/> Building Upgrades Tan</p> |  <p><input type="checkbox"/> Bag 8 <input type="checkbox"/> Test Building <input type="checkbox"/> Elevator</p> |  <p><input type="checkbox"/> Bag 9 <input type="checkbox"/> Swing <input type="checkbox"/> Traffic Jam</p> |  <p><input type="checkbox"/> Bag 10 <input type="checkbox"/> Innovation Elements</p> |

Notes:

Table Overview Check List

Use this to confirm that all models are installed properly.



| MISSION | NAME | INSTALLED AND CONFIRMED |
|---------|-------------------------|-------------------------|
| M01 | Elevated places | |
| M02 | Crane | |
| M03 | Inspection drone | |
| M04 | Design for wildlife | |
| M05 | Treehouse | |
| M06 | Traffic jam | |
| M07 | Swing | |
| M08 | Elevator | |
| M09 | Safety factor | |
| M10 | Steel construction | |
| M11 | Innovative architecture | |
| M12 | Design & build | |
| M13 | Sustainability upgrades | |
| M14 | Precision | |