
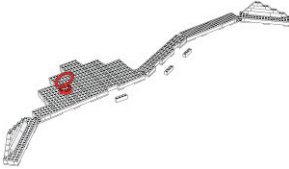




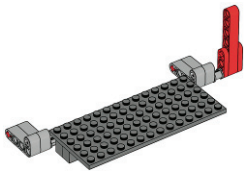
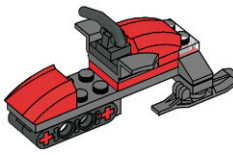
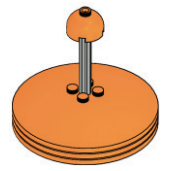
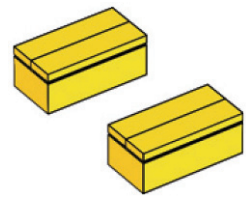
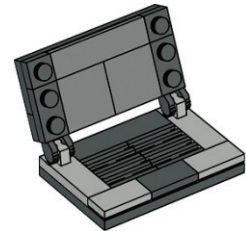


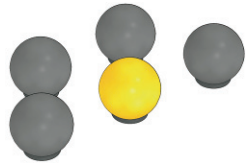






2008-07 FLL Challenge

# Table Items Illustrated

In order of pages of instructions  
Use for overview and assembly planning

 <p>Elevation House 29 pages</p>	 <p>Ice Core Sample 22 pages</p>	 <p>Core Drilling Rig 16 pages</p>	 <p>Storm 11 Pages</p>	 <p>Interactive Model 7 pages</p>	 <p>Carbon Dioxide Cavity 4 pages</p>
 <p>Flood Gate 3 pages</p>	 <p>Snow Mobile 3 pages</p>	 <p>Ice Buoy 2 pages</p>	 <p>Insulation 1 page</p>	 <p>Computer 1 page</p>	 <p>Bicycle 1 page</p>
 <p>Levee Block 1 page</p>	 <p>Money &amp; Carbon 1 page</p>	 <p>People 1 page</p>	 <p>Polar Bear 1 page</p>	<p>We suggest your break your team up into groups fo 2-3 and assign the elements from top to the bottom.</p>	

