











Use this sheet to track the assembly process.

 <p><input type="checkbox"/> Bag 1 Careers and Cleanup * 10 pages</p>	 <p><input type="checkbox"/> Bag 2 Cleanup, Purchasing Decisions, and Repurposing * 9 pages</p>	 <p><input type="checkbox"/> Bag 3 Bars * 7 pages</p>	 <p><input type="checkbox"/> Bag 4 Using Recycled Material, Landfill, and Transport * 41 pages</p>	 <p><input type="checkbox"/> Bag 5 Scrap Car and Salvage * 42 pages</p>
 <p><input type="checkbox"/> Bag 6 Transport * 49 pages</p>	 <p><input type="checkbox"/> Bag 7 Factory and Methane * 47 pages</p>	 <p><input type="checkbox"/> Bag 8 East Transport * 27 pages</p>	 <p><input type="checkbox"/> Bag 9 Compost * 54 pages</p>	 <p><input type="checkbox"/> Bag 10 Sorter * 112 pages</p>
<p><input type="checkbox"/> Bags with No Number</p> <p>There is one bag that contains beams and other parts required for almost all models. Be sure to look in that bag for required parts particularly if you plan to parcel out the build projects to people at homes.</p> <p>See our document 45801_Model_Overview_UnNumberedBagItems.pdf for the distribution of these items.</p>				

Notes: